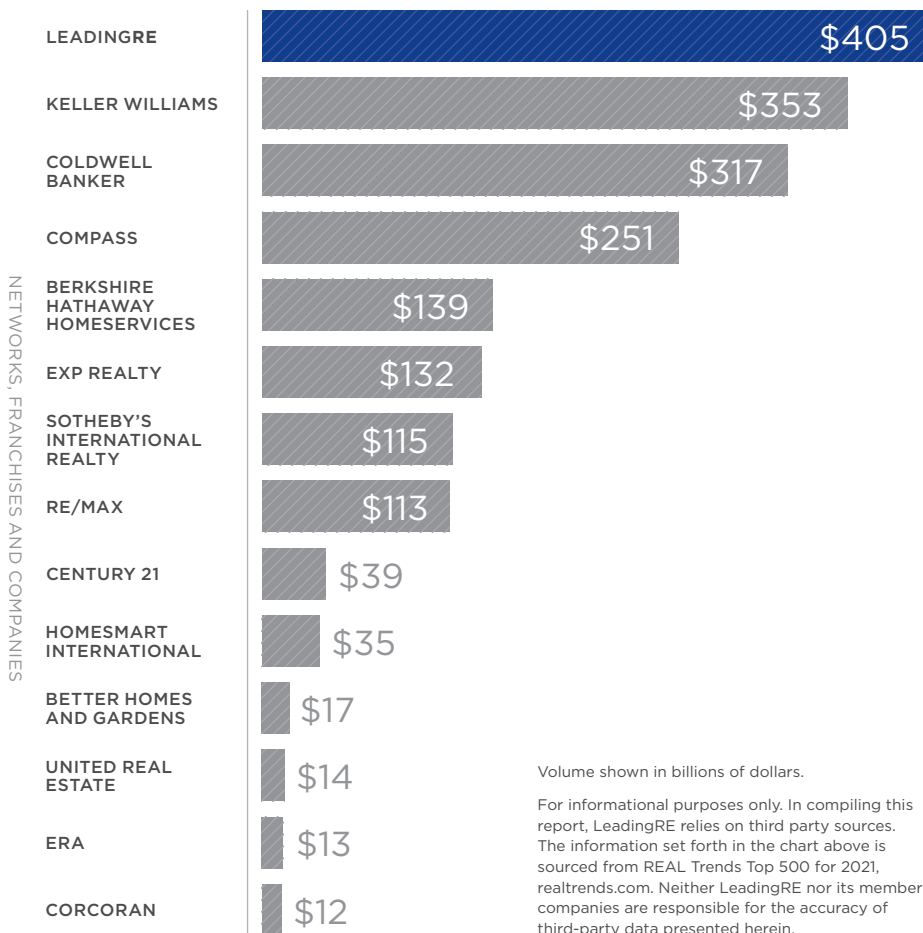


MEMBER LOGO
GOES HERE

INDUSTRY-LEADING SALES.


Our invitation-only network was responsible for \$405 billion in annual home sales volume among the top 500 U.S. real estate firms in 2021.

2021 U.S. HOME SALES VOLUME AMONG THE TOP 500 U.S. REAL ESTATE FIRMS.



Volume shown in billions of dollars.

For informational purposes only. In compiling this report, LeadingRE relies on third party sources. The information set forth in the chart above is sourced from REAL Trends Top 500 for 2021, realtrends.com. Neither LeadingRE nor its member companies are responsible for the accuracy of third-party data presented herein.



I'M LOCAL I'M GLOBAL®

1.2
million
annual global
transactions

\$586
billion total
annual home
sales volume

550
companies

4,700
offices

136,000
sales
associates

70+
countries

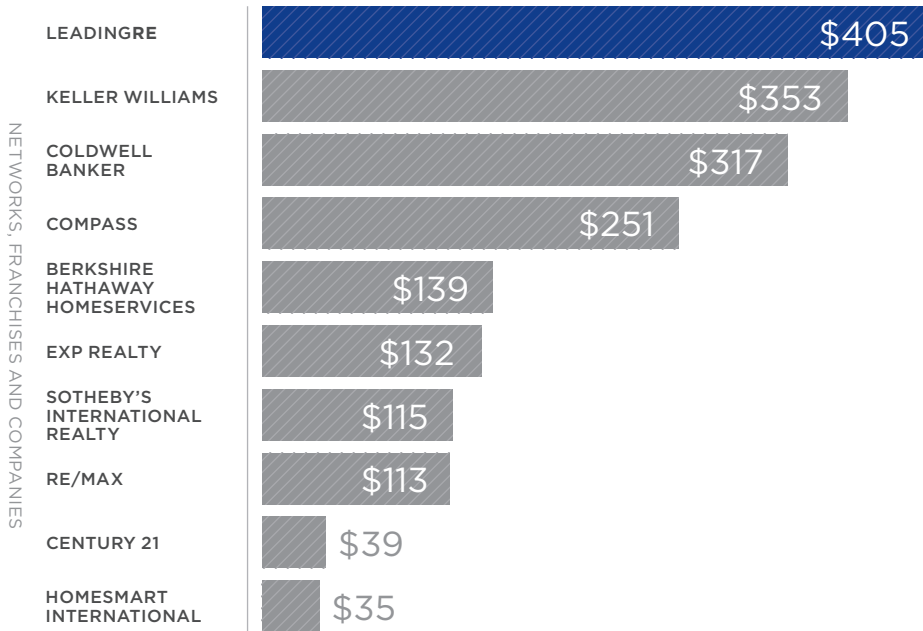
Leading
REAL ESTATE COMPANIES
OF THE WORLD

MEMBER LOGO
GOES HERE

INDUSTRY-LEADING SALES.

As a member of Leading Real Estate Companies of the World,[®] our company is a global — not just local — real estate company working on your behalf. LeadingRE provides world-class marketing and resources, allowing us to provide the very best services. Our invitation-only network was responsible for \$405 billion in annual home sales volume among the top 500 U.S. real estate firms in 2021.

2021 U.S. HOME SALES VOLUME AMONG THE TOP 500 U.S. REAL ESTATE FIRMS.



Volume shown in billions of dollars.

For informational purposes only. In compiling this report, LeadingRE relies on third party sources. The information set forth in the chart above is sourced from REAL Trends Top 500 for 2021, realtrends.com. Neither LeadingRE nor its member companies are responsible for the accuracy of third-party data presented herein.



I'M LOCAL I'M GLOBAL[®]

1.2
million
annual global
transactions

\$586
billion total
annual home
sales volume

550
companies

4,700
offices

136,000
sales
associates

70+
countries

Leading
REAL ESTATE COMPANIES
OF THE WORLD

GUIDELINES FOR REPRODUCTION AND USAGE OF LEADINGRE SALES VOLUME BAR CHARTS

We have created an extended version of our bar chart with additional competitors. You may choose the one that is most appropriate for your market.

1. Charts must always reflect membership/affiliation with the LeadingRE network, rather than implying that the bar chart applies only to your individual brokerage.
2. Charts should be used as graphic support but may not be used free standing without proper language from headline or subhead.
3. Charts must always include dated disclaimer source information and correct dollar figures on each competitor bar.
4. Bars or sectors of the charts may not be removed to exclude competitors.
5. Member name may only be included on bar or sections of the charts if LeadingRE is included as part of the name: "... Member of LeadingRE," "...Network member" or "LeadingRE Affiliate..."
6. Charts must include appropriate scale and may not be recreated, relabeled or rescaled without LeadingRE approval.
7. Charts should not be combined with other statistics or charts from other organizations.
8. The images used are stock photography - to avoid copyright infringement, the images included in the files can be used only with these LeadingRE templates and must include the LeadingRE logo. Any modifications to the materials, other than adding your logo or copy changes to include your company name could require purchasing the photography.